

A66 Northern Trans-Pennine Project

Scheme 09: Stephen Bank to Carkin Moor

TR010062

5.18 Engineering Section Drawings (Cross Sections) (Rev 2)

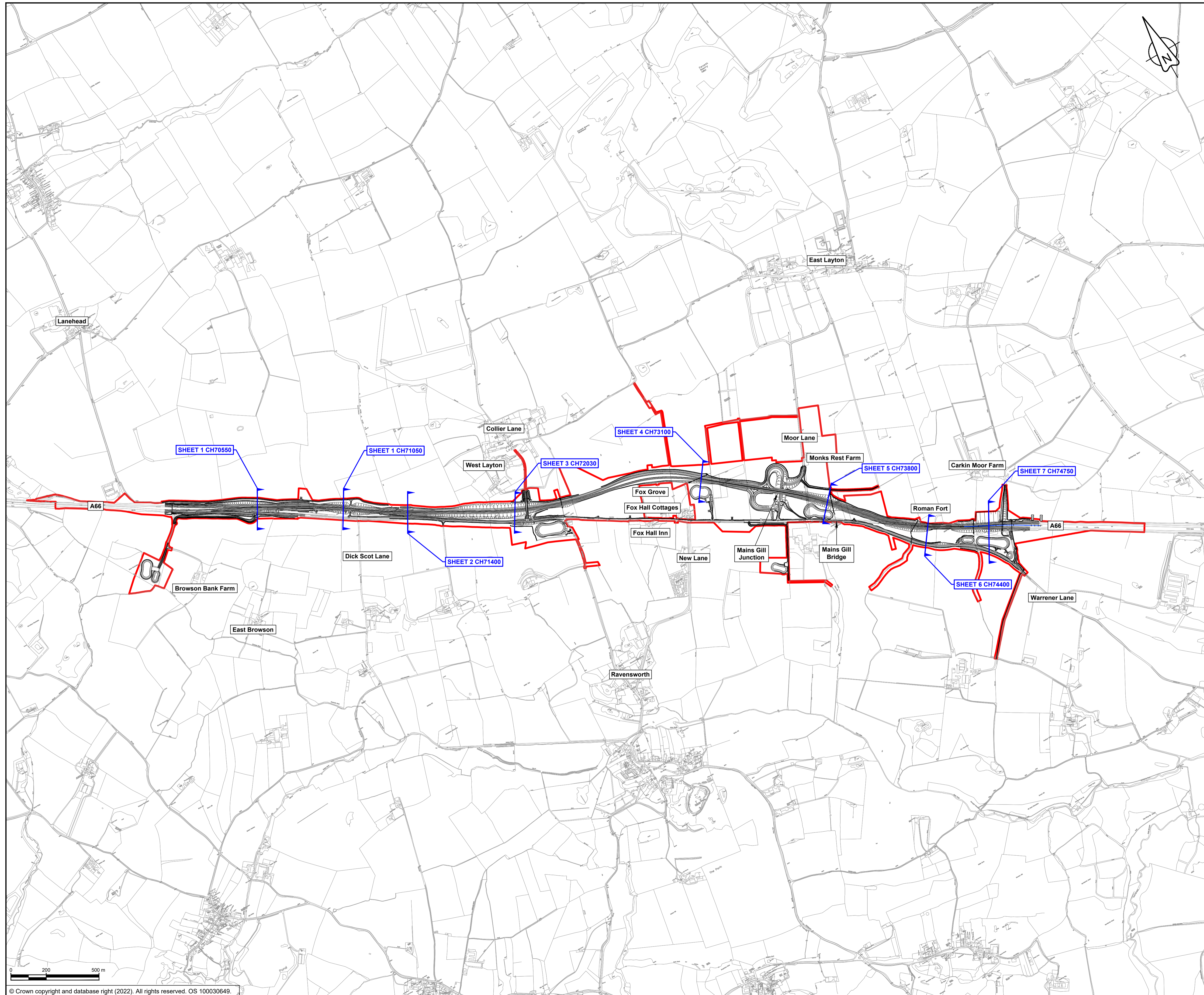
APFP Regulations 5(2)(o) and 6(2)




Planning Act 2008

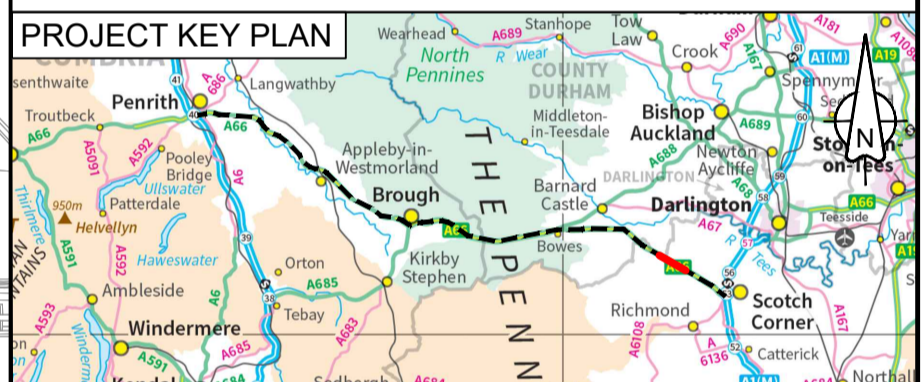
Infrastructure Planning (Applications: Prescribed Forms and
Procedure) Regulations 2009

Deadline 7

09 May 2023



- NOTES**
1. ALL DIMENSIONS ARE IN METRES UNLESS NOTED OTHERWISE.
- KEY**
-  THE SCHEME (SHOWN FOR ILLUSTRATIVE PURPOSES ONLY)
 -  ORDER LIMITS
 -  SECTION MARKER WITH SHEET AND CHAINAGE REFERENCE



C02	Change Application - revised maintenance access and footpath				
	RD AW	TH AL	TE GG	TE GG	FM OL
	21/04/23	21/04/23	03/05/23	03/05/23	03/05/23

Revision	Revision details				
	Created	Checked	Reviewed	Approved	Authorised
	dd/mm/yy	dd/mm/yy	dd/mm/yy	dd/mm/yy	dd/mm/yy

Purpose: DCO APPLICATION

PINS Reference Number: TR010062/APP/5.18

Client: 3 Piccadilly Place, Manchester, M1 3BN



Project Name / Scheme Name: A66 Northern Trans-Pennine Project Scheme 09
Stephen Bank to Carkin Moor

Drawing Title: Engineering Section Drawings (Cross Sections) Regulation 5(2)(o) & 6(2) Key Plan

Project Ref. No.	Stage	Scale:	@ A1
---	PCF3	1:10000	
		Dimensions:	M

Drawing Number	Project	Originator	Volume
HE565627	- AMY	- HAC	-
S09	-DR-CH-	701100	
Location	Type	Role	Number

Suitability	Suitability Description	Revision
A	Approved for Stage Complete	C02

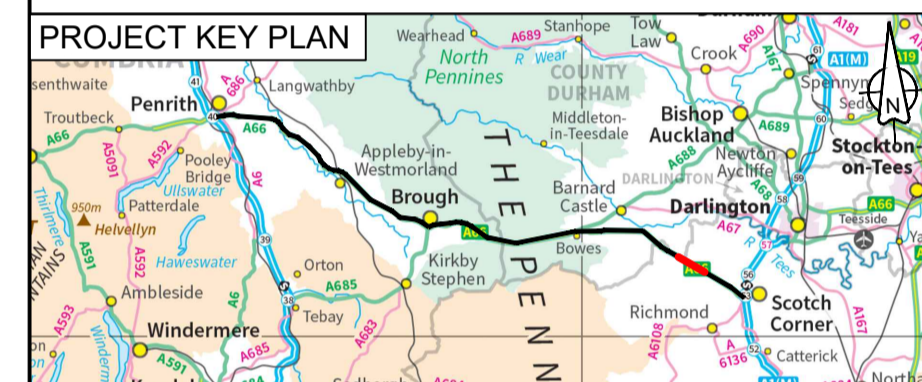
NOTES

1. ALL DIMENSIONS ARE IN METRES UNLESS NOTED OTHERWISE.
2. THESE ENGINEERING SECTION DRAWINGS SHOULD BE READ IN CONJUNCTION WITH THE KEY PLAN AND ALONGSIDE OTHER PLANS AND DOCUMENTS IN THE DEVELOPMENT CONSENT ORDER APPLICATION. IN PARTICULAR, THE WORKS PLANS AND SCHEDULE 1 (AUTHORISED DEVELOPMENT) TO THE DEVELOPMENT CONSENT ORDER.
3. FOR CHAINAGE PLEASE REFER TO THE ENGINEERING SECTION DRAWINGS (PLAN AND PROFILES).
4. WORK No. REFERENCES ARE DETAILED IN THE SCHEDULE 1 (AUTHORISED DEVELOPMENT) TO THE DEVELOPMENT CONSENT ORDER.
5. THE DESIGN SHOWN ON THESE ENGINEERING SECTION DRAWINGS IS ILLUSTRATIVE AND WILL BE SUBJECT TO THE DETAILED DESIGN DEVELOPMENT; ANY CHANGES WILL BE LIMITED TO BEING WITHIN THE ORDER LIMITS AND ANY OTHER CONSTRAINTS INCLUDED IN THE DEVELOPMENT CONSENT ORDER.

KEY

- PROPOSED LEVEL
- - - EXISTING LEVEL
- ORDER LIMITS

PROJECT KEY PLAN



SCHEME KEY PLAN



C01	For DCO Submission				
	RKIG	RKIG	EKEL	TEGG	SSCO
	01/06/22	01/06/22	08/06/22	08/06/22	08/06/22

Revision	Revision details				
	Created	Checked	Reviewed	Approved	Authorised
	dd/mm/yy	dd/mm/yy	dd/mm/yy	dd/mm/yy	dd/mm/yy

Purpose	DCO APPLICATION
PINS Reference Number	TR010062/APP/5.18


Client	3 Piccadilly Place Manchester M1 3BN	
--------	--	--

Project Name / Scheme Name	A66 Northern Trans-Pennine Project Scheme 09 Stephen Bank to Carkin Moor
Drawing Title	Engineering Section Drawings (Cross Sections) Regulation 5(2)(o) & 6(2) Sheet 1 of 7

Project Ref. No.	Stage	Scale	@ A1
---	PCF3	1:200	
		Dimensions	M

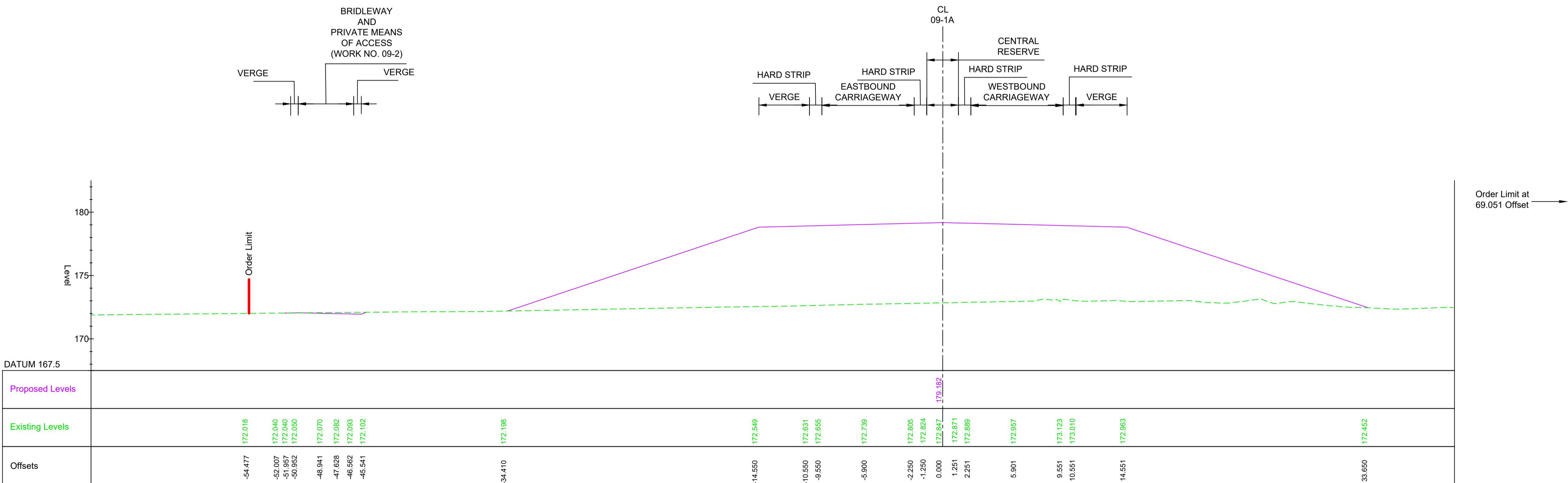
Drawing Number	Project	Originator	Volume
HE565627	- AMY	- HAC	-
S09	-DR-CH-	701101	
Location	Type	Role	Number

Suitability	Suitability Description	Revision
A	Approved for Stage Complete	C01



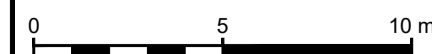
TYPICAL SECTION- CH 70550 WORK NO. 09-1A

Scale 1:200



TYPICAL SECTION - CH 71050 WORK NO. 09-1A

Scale 1:200

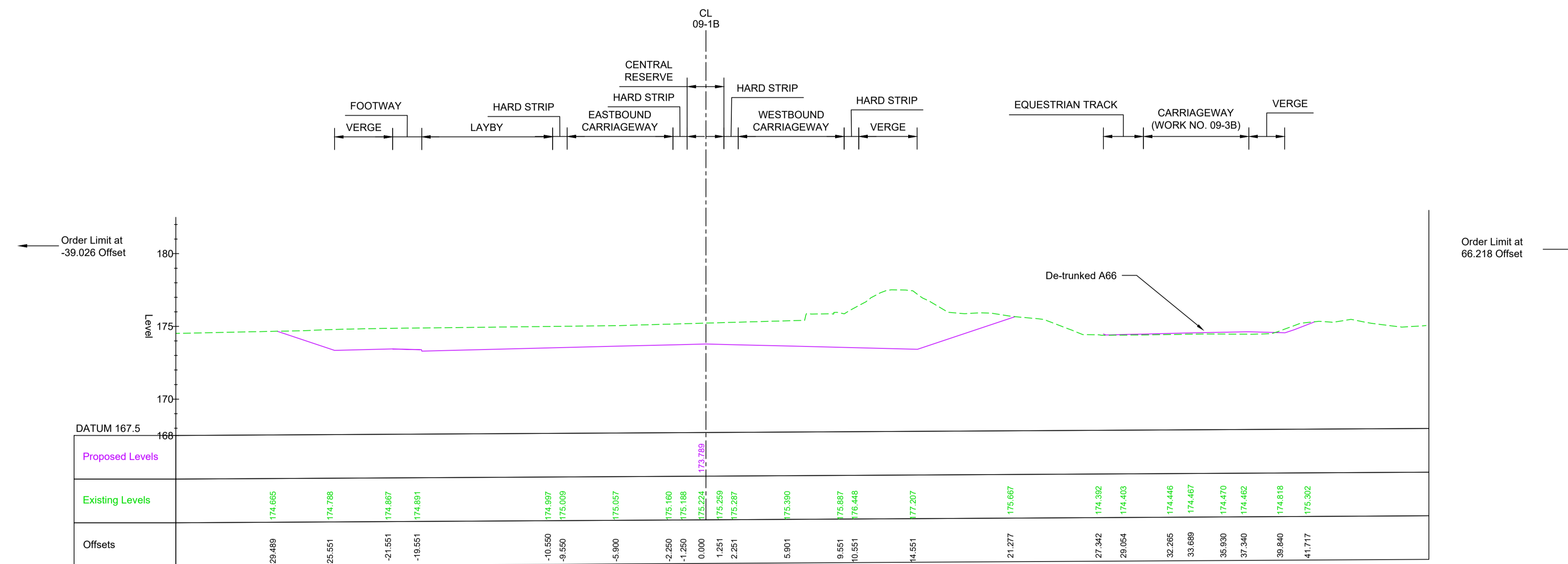


NOTES

1. ALL DIMENSIONS ARE IN METRES UNLESS NOTED OTHERWISE.
2. THESE ENGINEERING SECTION DRAWINGS SHOULD BE READ IN CONJUNCTION WITH THE KEY PLAN AND ALONGSIDE OTHER PLANS AND DOCUMENTS IN THE DEVELOPMENT CONSENT ORDER APPLICATION, IN PARTICULAR, THE WORKS PLANS AND SCHEDULE 1 (AUTHORISED DEVELOPMENT) TO THE DEVELOPMENT CONSENT ORDER.
3. FOR CHAINAGE PLEASE REFER TO THE ENGINEERING SECTION DRAWINGS (PLAN AND PROFILES).
4. WORK No. REFERENCES ARE DETAILED IN THE SCHEDULE 1 (AUTHORISED DEVELOPMENT) TO THE DEVELOPMENT CONSENT ORDER.
5. THE DESIGN SHOWN ON THESE ENGINEERING SECTION DRAWINGS IS ILLUSTRATIVE AND WILL BE SUBJECT TO THE DETAILED DESIGN DEVELOPMENT; ANY CHANGES WILL BE LIMITED TO BEING WITHIN THE ORDER LIMITS AND ANY OTHER CONSTRAINTS INCLUDED IN THE DEVELOPMENT CONSENT ORDER.

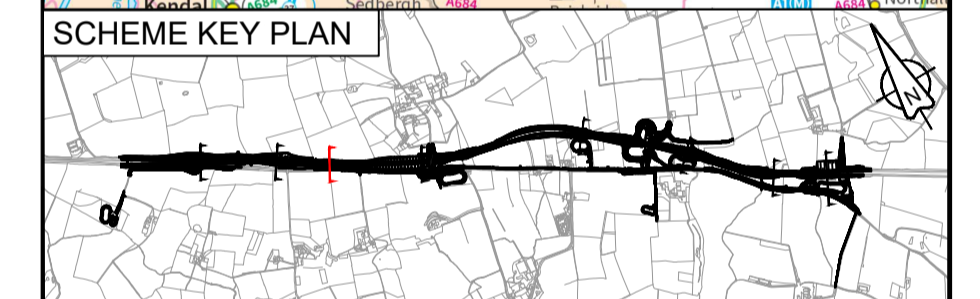
KEY

- PROPOSED LEVEL
- - - EXISTING LEVEL
- ORDER LIMITS



TYPICAL SECTION - CH 71400 WORK NO. 09-1B

Scale 1:200



C01	For DCO Submission				
	RKIG	RKIG	EKEL	TEGG	SSCO
	01/06/22	01/06/22	08/06/22	08/06/22	08/06/22

Revision	Revision details				
	Created	Checked	Reviewed	Approved	Authorised
	dd/mm/yy	dd/mm/yy	dd/mm/yy	dd/mm/yy	dd/mm/yy

Purpose	DCO APPLICATION
PINS Reference Number	TR010062/APP/5.18

Client	3 Piccadilly Place Manchester M1 3BN	
--------	--	--

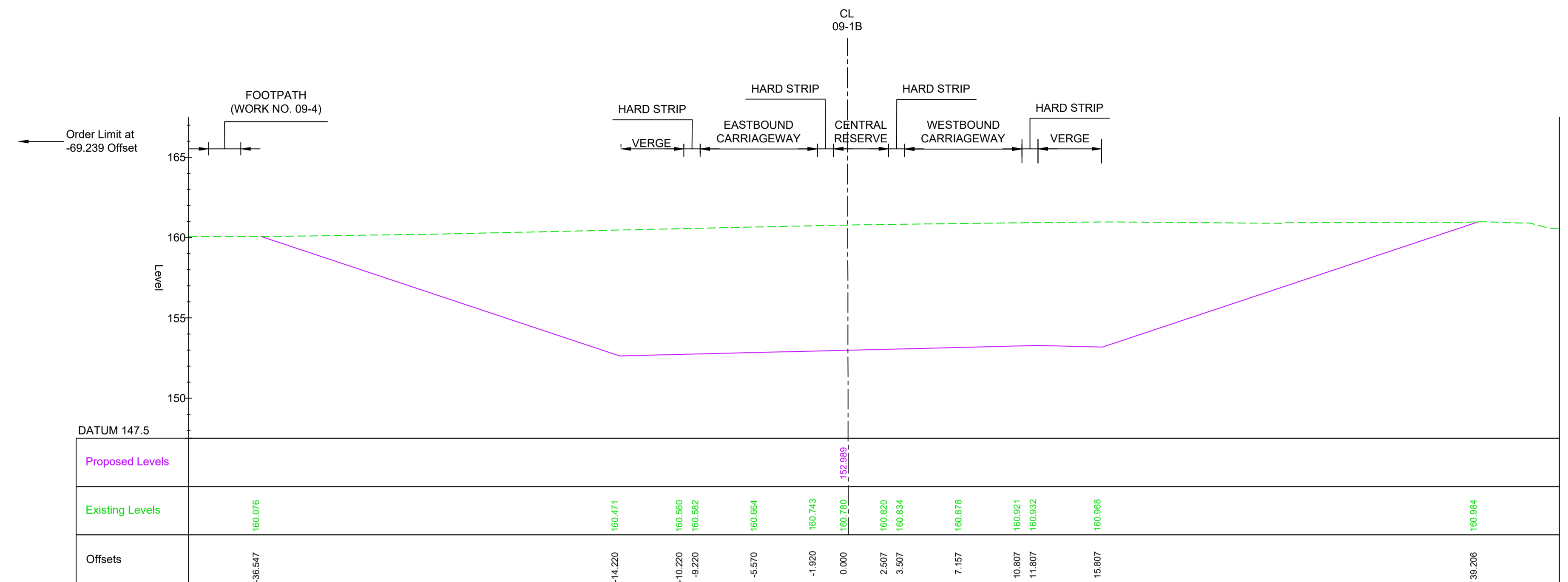
Project Name / Scheme Name	A66 Northern Trans-Pennine Project Scheme 09 Stephen Bank to Carkin Moor
Drawing Title	Engineering Section Drawings (Cross Sections) Regulation 5(2)(o) & 6(2) Sheet 2 of 7

Project Ref. No.	Stage	Scale	@
---	PCF3	1:200	A1
		Dimensions	M

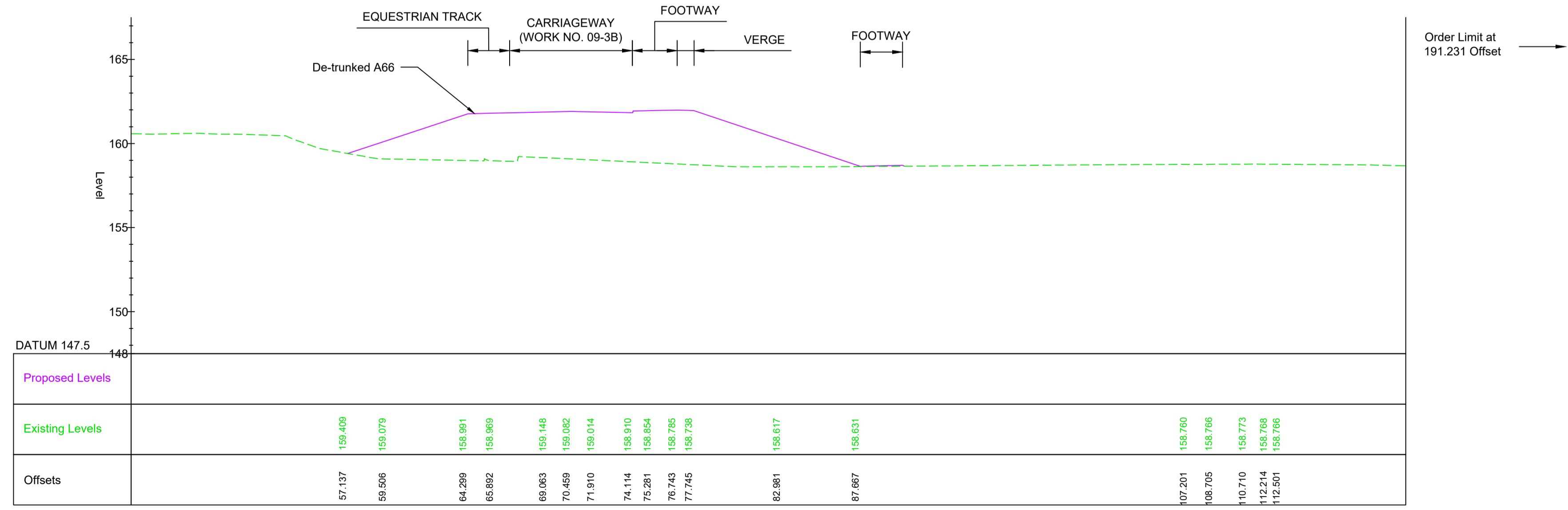
Drawing Number	Project	Originator	Volume
HE565627	- AMY	- HAC	-
S09	-DR-CH-	701102	
Location	Type	Role	Number

Suitability	Suitability Description	Revision
A	Approved for Stage Complete	C01





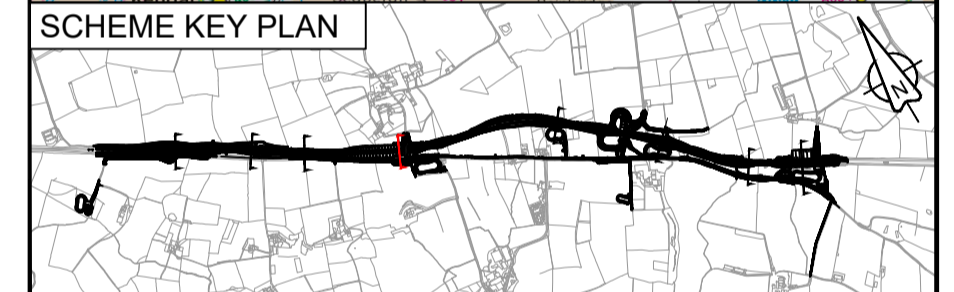
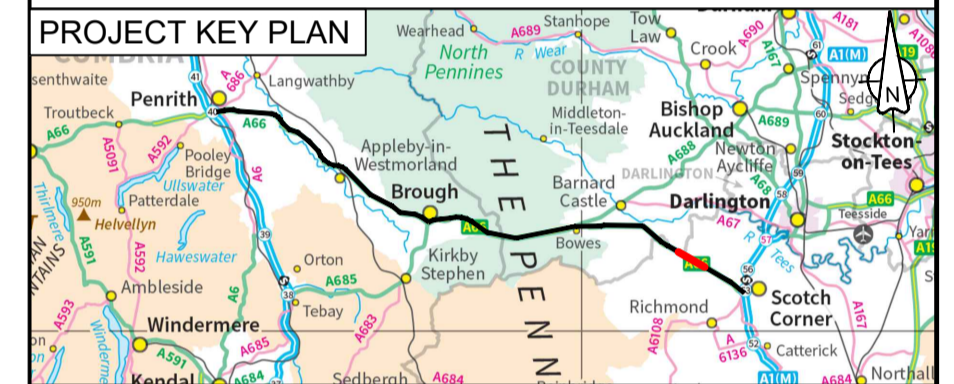
TYPICAL SECTION - CH 72030 WORK NO. 09-1B
Scale 1:200



TYPICAL SECTION - CH 72030 (CONT) WORK NO. 09-1B
Scale 1:200

- NOTES**
- ALL DIMENSIONS ARE IN METRES UNLESS NOTED OTHERWISE.
 - THESE ENGINEERING SECTION DRAWINGS SHOULD BE READ IN CONJUNCTION WITH THE KEY PLAN AND ALONGSIDE OTHER PLANS AND DOCUMENTS IN THE DEVELOPMENT CONSENT ORDER APPLICATION. IN PARTICULAR, THE WORKS PLANS AND SCHEDULE 1 (AUTHORISED DEVELOPMENT) TO THE DEVELOPMENT CONSENT ORDER.
 - FOR CHAINAGE PLEASE REFER TO THE ENGINEERING SECTION DRAWINGS (PLAN AND PROFILES).
 - WORK NO. REFERENCES ARE DETAILED IN THE SCHEDULE 1 (AUTHORISED DEVELOPMENT) TO THE DEVELOPMENT CONSENT ORDER.
 - THE DESIGN SHOWN ON THESE ENGINEERING SECTION DRAWINGS IS ILLUSTRATIVE AND WILL BE SUBJECT TO THE DETAILED DESIGN DEVELOPMENT. ANY CHANGES WILL BE LIMITED TO BEING WITHIN THE ORDER LIMITS AND ANY OTHER CONSTRAINTS INCLUDED IN THE DEVELOPMENT CONSENT ORDER.

- KEY**
- PROPOSED LEVEL
 - EXISTING LEVEL
 - ORDER LIMITS



C02	Change Application - revised maintenance access and footpath				
	RD AW	THAL	TEGG	TEGG	FMOL
	21/04/23	21/04/23	03/05/23	03/05/23	03/05/23
Revision	Revision details				
	Created	Checked	Reviewed	Approved	Authorised
	dd/mm/yy	dd/mm/yy	dd/mm/yy	dd/mm/yy	dd/mm/yy

Purpose
DCO APPLICATION

PINS Reference Number
TR010062/APP/5.18

Client
3 Piccadilly Place
Manchester
M1 3BN

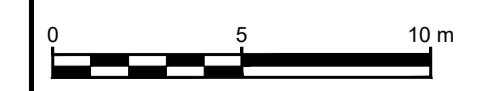
Project Name / Scheme Name
**A66 Northern Trans-Pennine Project
Scheme 09
Stephen Bank to Carkin Moor**

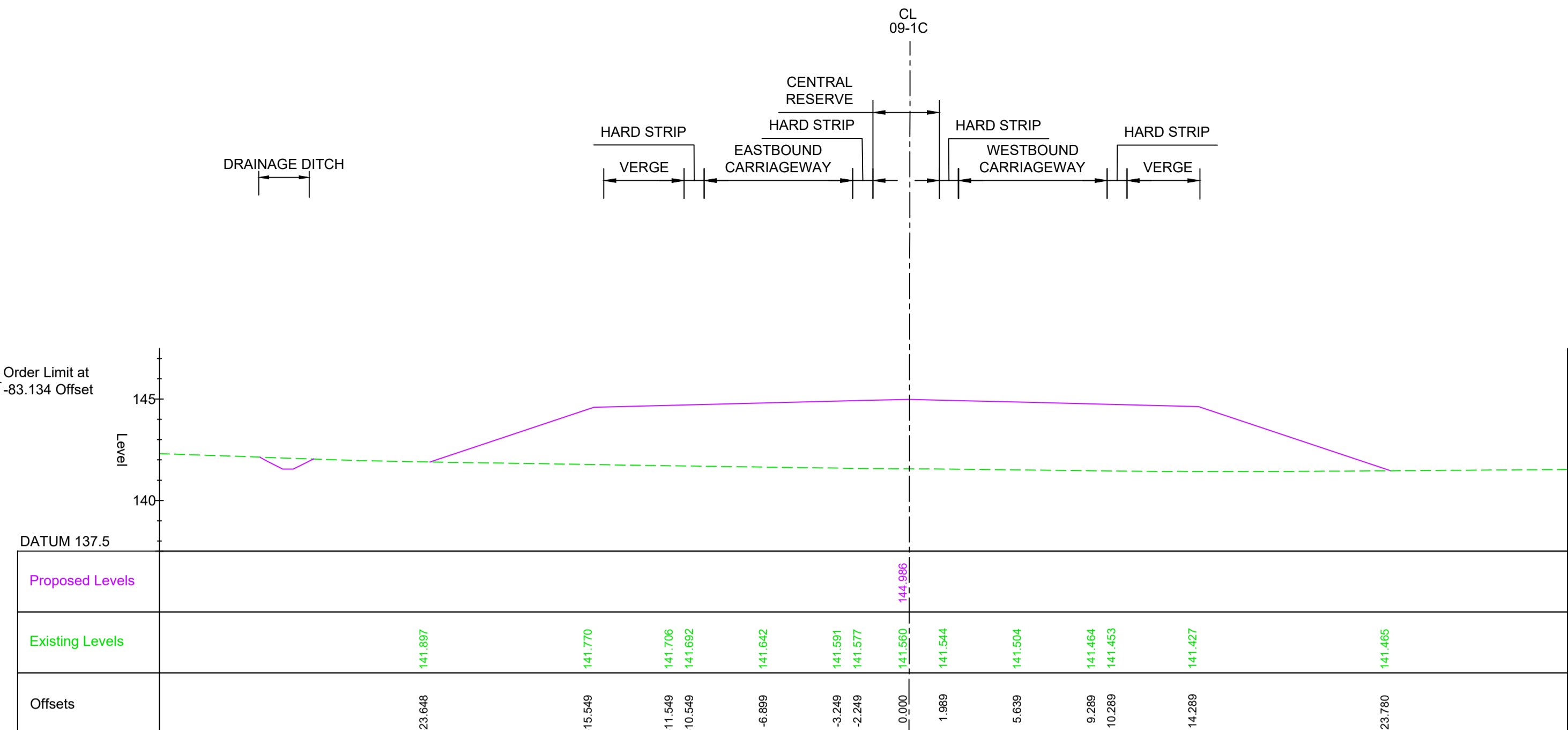
Drawing Title
**Engineering Section Drawings
(Cross Sections)
Regulation 5(2)(o) & 6(2)
Sheet 3 of 7**

Project Ref. No.	Stage	Scale : 1:200	@ A1
---	PCF3	Dimensions : M	

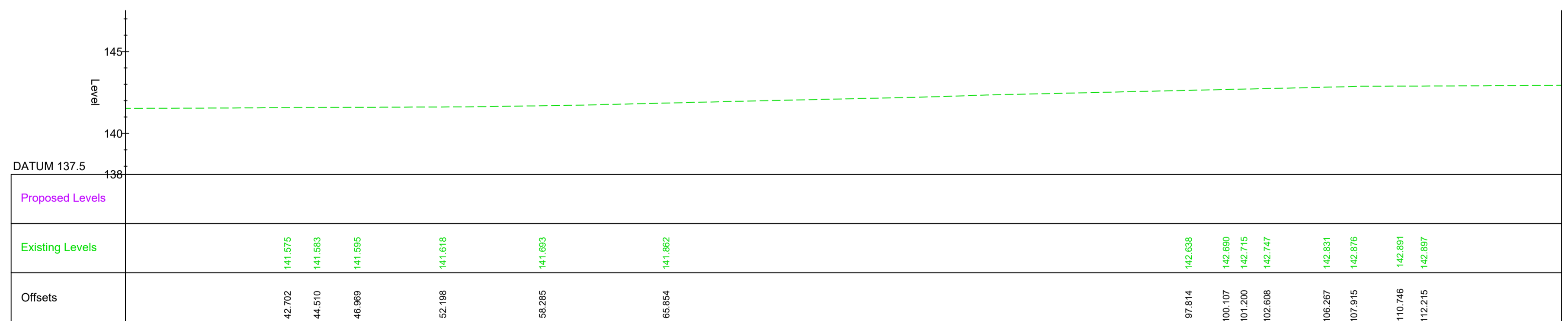
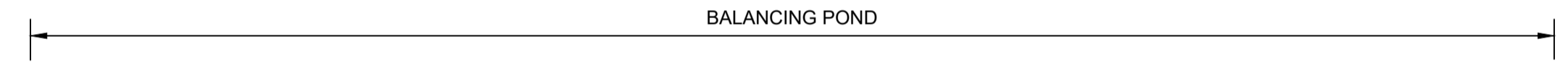
Drawing Number	Project	Originator	Volume
HE565627 - AMY - HAC -			
S09	-DR-CH-	701103	
Location	Type	Role	Number

Suitability	Suitability Description	Revision
A	Approved for Stage Complete	C02





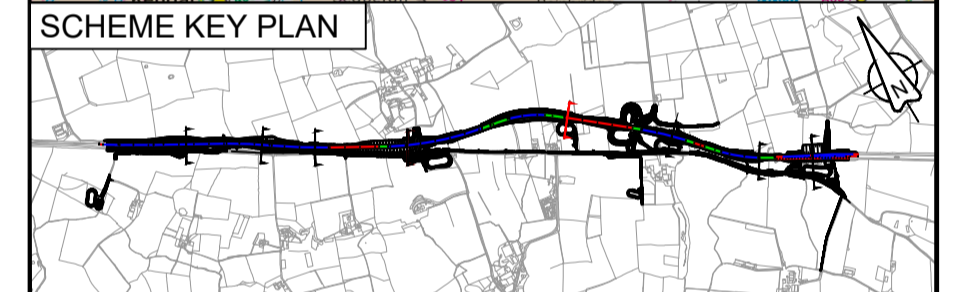
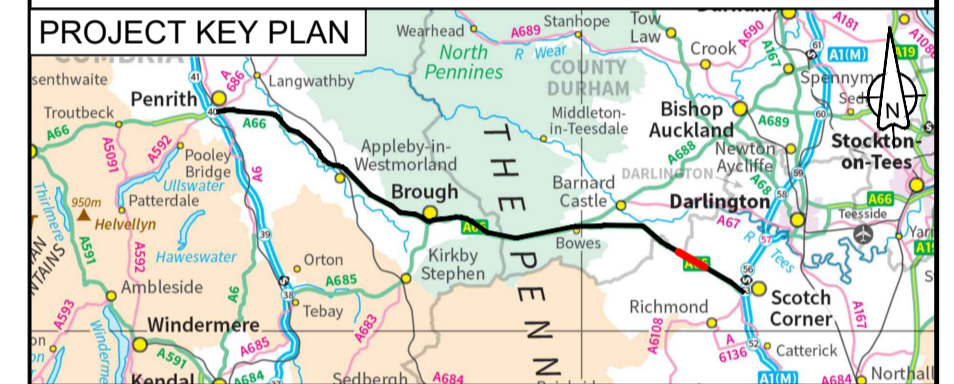
TYPICAL SECTION - CH 73100 WORK NO. 09-1C
Scale 1:200



TYPICAL SECTION - CH 73100 (CONT) WORK NO. 09-1C
Scale 1:200

- NOTES**
1. ALL DIMENSIONS ARE IN METRES UNLESS NOTED OTHERWISE.
 2. THESE ENGINEERING SECTION DRAWINGS SHOULD BE READ IN CONJUNCTION WITH THE KEY PLAN AND ALONGSIDE OTHER PLANS AND DOCUMENTS IN THE DEVELOPMENT CONSENT ORDER APPLICATION. IN PARTICULAR, THE WORKS PLANS AND SCHEDULE 1 (AUTHORISED DEVELOPMENT) TO THE DEVELOPMENT CONSENT ORDER.
 3. FOR CHAINAGE PLEASE REFER TO THE ENGINEERING SECTION DRAWINGS (PLAN AND PROFILES).
 4. WORK No. REFERENCES ARE DETAILED IN THE SCHEDULE 1 (AUTHORISED DEVELOPMENT) TO THE DEVELOPMENT CONSENT ORDER.
 5. THE DESIGN SHOWN ON THESE ENGINEERING SECTION DRAWINGS IS ILLUSTRATIVE AND WILL BE SUBJECT TO THE DETAILED DESIGN DEVELOPMENT. ANY CHANGES WILL BE LIMITED TO BEING WITHIN THE ORDER LIMITS AND ANY OTHER CONSTRAINTS INCLUDED IN THE DEVELOPMENT CONSENT ORDER.

- KEY**
- PROPOSED LEVEL
 - - - EXISTING LEVEL
 - ORDER LIMITS



C01	For DCO Submission				
	RKIG	RKIG	EKEL	TEGG	SSCO
	01/06/22	01/06/22	08/06/22	08/06/22	08/06/22
Revision	Revision details				
	Created	Checked	Reviewed	Approved	Authorised
	dd/mm/yy	dd/mm/yy	dd/mm/yy	dd/mm/yy	dd/mm/yy

Purpose	DCO APPLICATION
PINS Reference Number	TR010062/APP/5.18

Client
3 Piccadilly Place
Manchester
M1 3BN

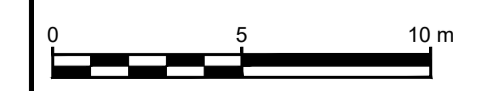
Project Name / Scheme Name
**A66 Northern Trans-Pennine Project
Scheme 09
Stephen Bank to Carkin Moor**

Drawing Title
**Engineering Section Drawings
(Cross Sections)
Regulation 5(2)(o) & 6(2)
Sheet 4 of 7**

Project Ref. No.	Stage	Scale : 1:200	@ A1
---	PCF3	Dimensions : M	

Drawing Number	Project	Originator	Volume
HE565627 - AMY - HAC -			
S09	-DR-CH-	701104	
Location	Type	Role	Number

Suitability	Suitability Description	Revision
A	Approved for Stage Complete	C01

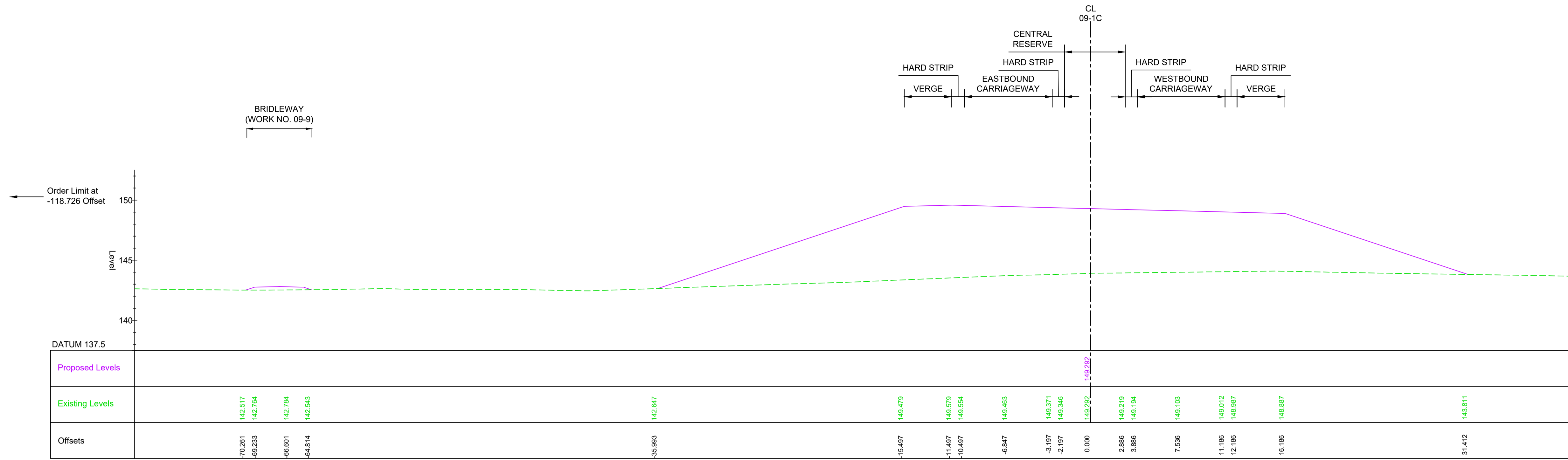


NOTES

1. ALL DIMENSIONS ARE IN METRES UNLESS NOTED OTHERWISE.
2. THESE ENGINEERING SECTION DRAWINGS SHOULD BE READ IN CONJUNCTION WITH THE KEY PLAN AND ALONGSIDE OTHER PLANS AND DOCUMENTS IN THE DEVELOPMENT CONSENT ORDER APPLICATION, IN PARTICULAR, THE WORKS PLANS AND SCHEDULE 1 (AUTHORISED DEVELOPMENT) TO THE DEVELOPMENT CONSENT ORDER.
3. FOR CHAINAGE PLEASE REFER TO THE ENGINEERING SECTION DRAWINGS (PLAN AND PROFILES).
4. WORK No. REFERENCES ARE DETAILED IN THE SCHEDULE 1 (AUTHORISED DEVELOPMENT) TO THE DEVELOPMENT CONSENT ORDER.
5. THE DESIGN SHOWN ON THESE ENGINEERING SECTION DRAWINGS IS ILLUSTRATIVE AND WILL BE SUBJECT TO THE DETAILED DESIGN DEVELOPMENT; ANY CHANGES WILL BE LIMITED TO BEING WITHIN THE ORDER LIMITS AND ANY OTHER CONSTRAINTS INCLUDED IN THE DEVELOPMENT CONSENT ORDER.

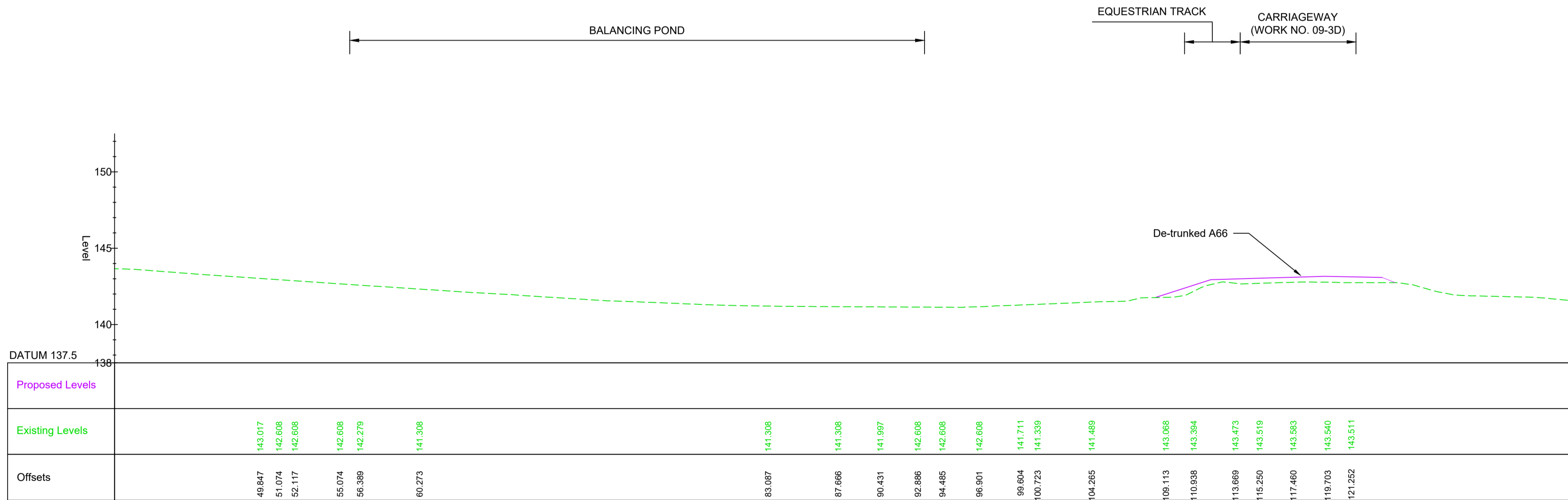
KEY

- PROPOSED LEVEL
- - - EXISTING LEVEL
- ORDER LIMITS



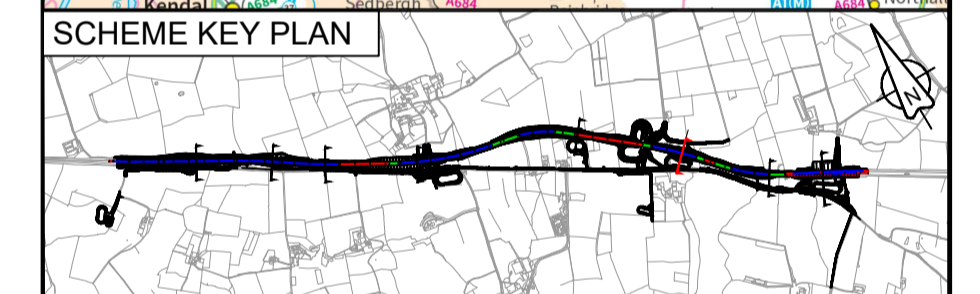
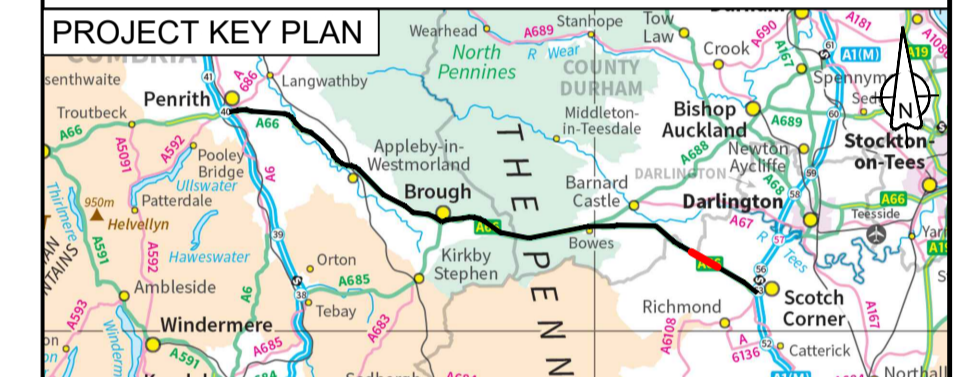
TYPICAL SECTION - CH 73800 WORK NO. 09-1C

Scale 1:200



TYPICAL SECTION - CH 73800 (CONT) WORK NO. 09-1C

Scale 1:200



C01	For DCO Submission				
	RKIG	RKIG	EKEL	TEGG	SSCO
	01/06/22	01/06/22	08/06/22	08/06/22	08/06/22

Revision details				
Created	Checked	Reviewed	Approved	Authorised
dd/mm/yy	dd/mm/yy	dd/mm/yy	dd/mm/yy	dd/mm/yy

Purpose	DCO APPLICATION
PINS Reference Number	TR010062/APP/5.18

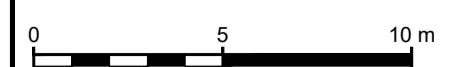
Client	3 Piccadilly Place Manchester M1 3BN	
--------	--	--

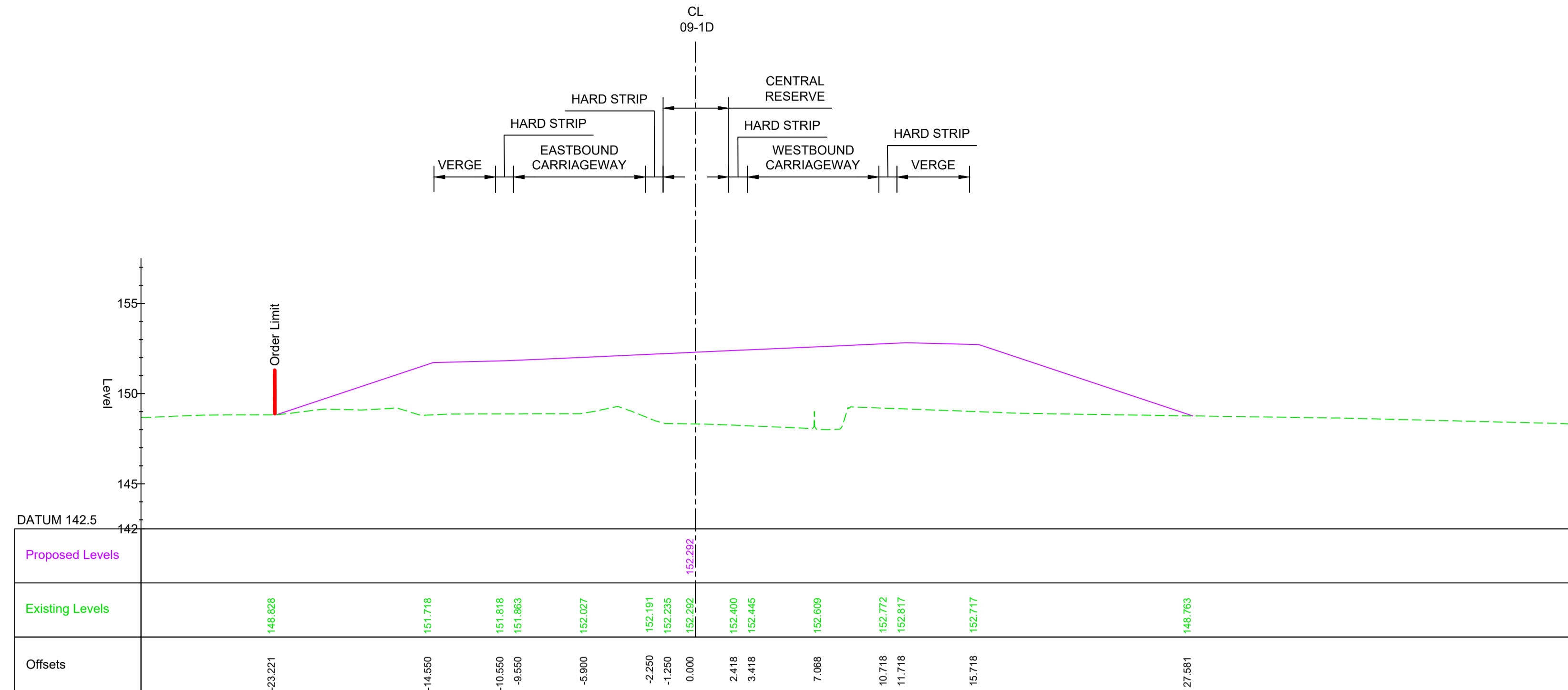
Project Name / Scheme Name	A66 Northern Trans-Pennine Project Scheme 09 Stephen Bank to Carkin Moor
Drawing Title	Engineering Section Drawings (Cross Sections) Regulation 5(2)(o) & 6(2) Sheet 5 of 7

Project Ref. No.	Stage	Scale	@ A1
---	PCF3	1:200	
		Dimensions	M

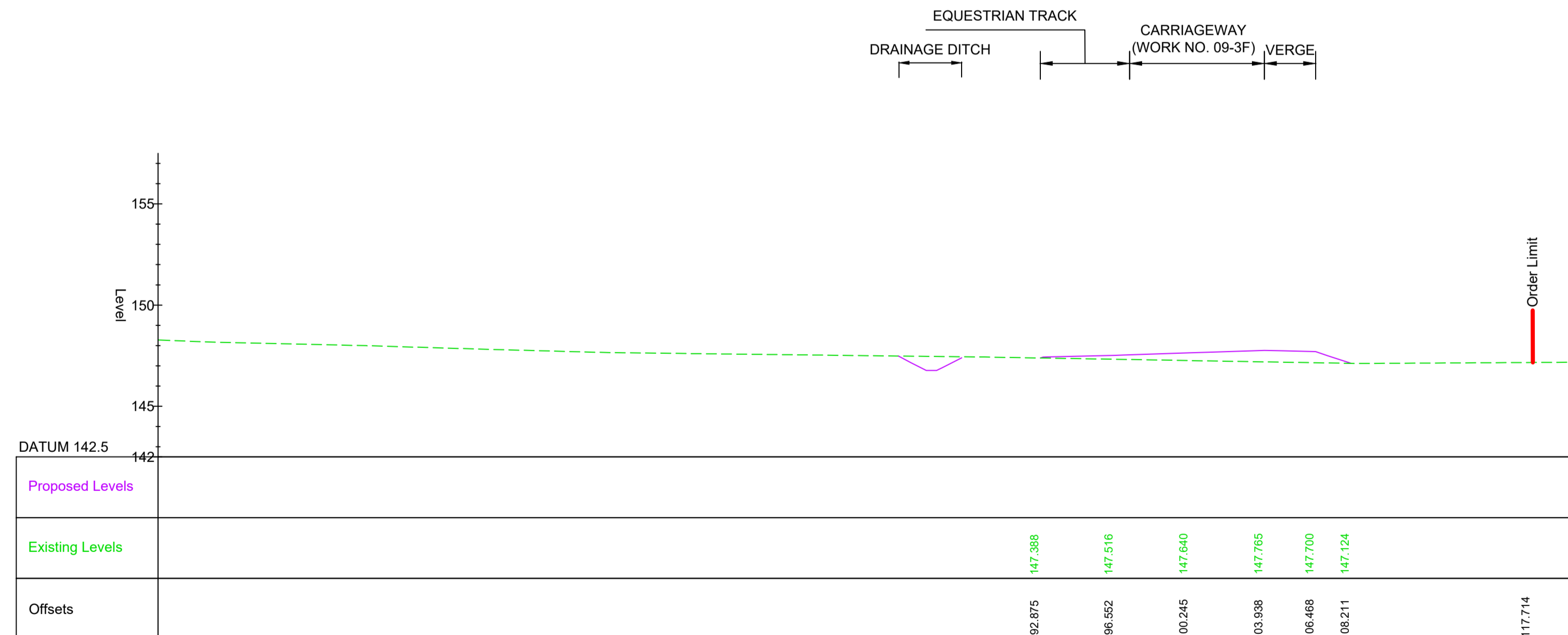
Drawing Number	Project	Originator	Volume
HE565627	- AMY	- HAC	-
S09	-DR-CH-	701105	
Location	Type	Role	Number

Suitability	Suitability Description	Revision
A	Approved for Stage Complete	C01





TYPICAL SECTION - CH 7440 WORK NO. 09-1D
Scale 1:200



TYPICAL SECTION - CH 7440 (CONT) WORK NO. 09-1D
Scale 1:200

NOTES

- ALL DIMENSIONS ARE IN METRES UNLESS NOTED OTHERWISE.
- THESE ENGINEERING SECTION DRAWINGS SHOULD BE READ IN CONJUNCTION WITH THE KEY PLAN AND ALONGSIDE OTHER PLANS AND DOCUMENTS IN THE DEVELOPMENT CONSENT ORDER APPLICATION, IN PARTICULAR, THE WORKS PLANS AND SCHEDULE 1 (AUTHORISED DEVELOPMENT) TO THE DEVELOPMENT CONSENT ORDER.
- FOR CHAINAGE PLEASE REFER TO THE ENGINEERING SECTION DRAWINGS (PLAN AND PROFILES).
- WORK NO. REFERENCES ARE DETAILED IN THE SCHEDULE 1 (AUTHORISED DEVELOPMENT) TO THE DEVELOPMENT CONSENT ORDER.
- THE DESIGN SHOWN ON THESE ENGINEERING SECTION DRAWINGS IS ILLUSTRATIVE AND WILL BE SUBJECT TO THE DETAILED DESIGN DEVELOPMENT. ANY CHANGES WILL BE LIMITED TO BEING WITHIN THE ORDER LIMITS AND ANY OTHER CONSTRAINTS INCLUDED IN THE DEVELOPMENT CONSENT ORDER.

KEY

- PROPOSED LEVEL
- EXISTING LEVEL
- ORDER LIMITS



C02	Change Application - Works Nos 09-3D, 09-3E, 09-3F & 09-3G				
	RD AW	TH AL	TE GG	TE GG	FM OL
	21/04/23	21/04/23	03/05/23	03/05/23	03/05/23

Revision	Revision details				
	Created	Checked	Reviewed	Approved	Authorised
	dd/mm/yy	dd/mm/yy	dd/mm/yy	dd/mm/yy	dd/mm/yy

Purpose	DCO APPLICATION
PINS Reference Number	TR010062/APP/5.18

Client	3 Piccadilly Place Manchester M1 3BN	
--------	--	--

Project Name / Scheme Name	A66 Northern Trans-Pennine Project Scheme 09 Stephen Bank to Carkin Moor
----------------------------	--

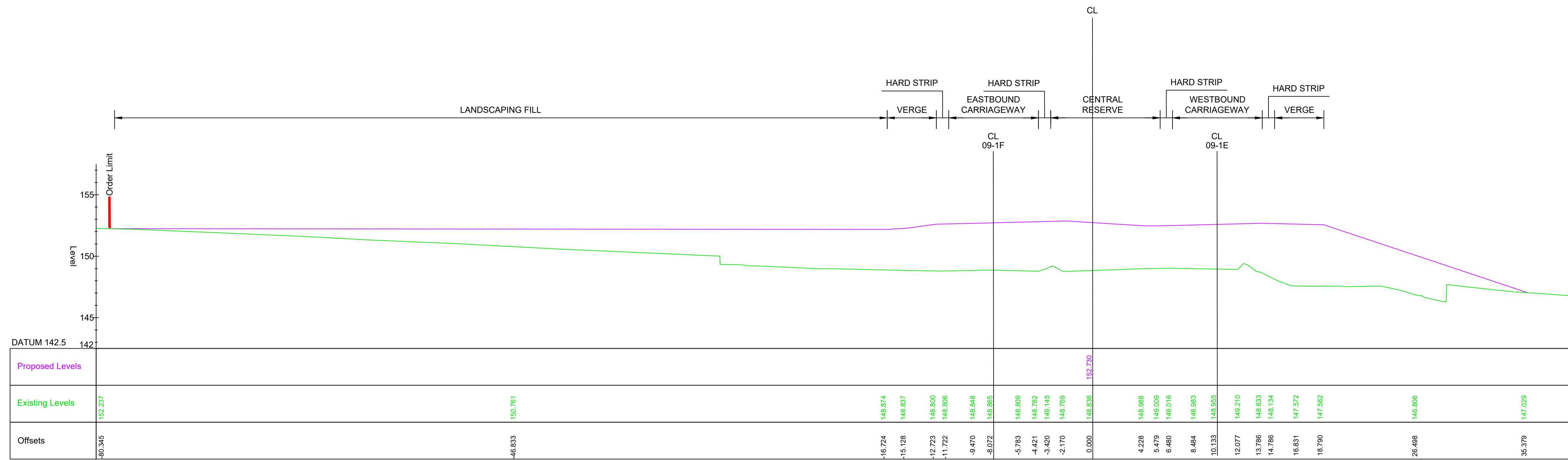
Drawing Title	Engineering Section Drawings (Cross Sections) Regulation 5(2)(o) & 6(2) Sheet 6 of 7
---------------	---

Project Ref. No.	Stage	Scale	@ A1
---	PCF3	1:200	
		Dimensions	M

Drawing Number	Project	Originator	Volume
HE565627 - AMY - HAC -			
S09	-DR-CH-	701106	
Location	Type	Role	Number

Suitability	Suitability Description	Revision
A	Approved for Stage Complete	C02



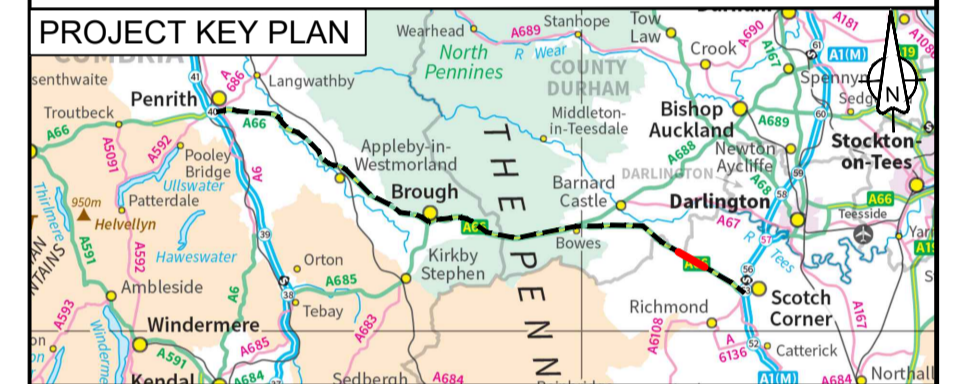


TYPICAL SECTION - CH 74750 WORK NOS 09-1E, 09-1F
Scale 1:200

- ### NOTES
1. ALL DIMENSIONS ARE IN METRES UNLESS NOTED OTHERWISE. THESE ENGINEERING SECTION DRAWINGS SHOULD BE READ IN CONJUNCTION WITH THE KEY PLAN AND ALONGSIDE OTHER PLANS AND DOCUMENTS IN THE DEVELOPMENT CONSENT ORDER APPLICATION, IN PARTICULAR, THE WORKS PLANS AND SCHEDULE 1 (AUTHORISED DEVELOPMENT) TO THE DEVELOPMENT CONSENT ORDER.
 2. FOR CHAINAGE PLEASE REFER TO THE ENGINEERING SECTION DRAWINGS (PLAN AND PROFILES).
 3. WORK No. REFERENCES ARE DETAILED IN THE SCHEDULE 1 (AUTHORISED DEVELOPMENT) TO THE DEVELOPMENT CONSENT ORDER.
 4. THE DESIGN SHOWN ON THESE ENGINEERING SECTION DRAWINGS IS ILLUSTRATIVE AND WILL BE SUBJECT TO THE DETAILED DESIGN DEVELOPMENT; ANY CHANGES WILL BE LIMITED TO BEING WITHIN THE ORDER LIMITS AND ANY OTHER CONSTRAINTS INCLUDED IN THE DEVELOPMENT CONSENT ORDER.

KEY

— PROPOSED LEVEL
— EXISTING LEVEL
— ORDER LIMITS



C02	Change Application - Works Nos 09-3D, 09-3E, 09-3F & 09-3G				
	RD AW	THAL	TEGG	TEGG	FMOL
	21/04/23	21/04/23	03/05/23	03/05/23	03/05/23
Revision	Revision details				
	Created	Checked	Reviewed	Approved	Authorised
	dd/mm/yy	dd/mm/yy	dd/mm/yy	dd/mm/yy	dd/mm/yy

Purpose	DCO APPLICATION
PINS Reference Number	TR010062/APP/5.18

Client
3 Piccadilly Place
Manchester
M1 3BN

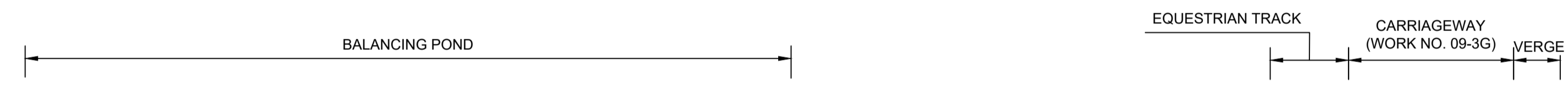
Project Name / Scheme Name
A66 Northern Trans-Pennine Project Scheme 09
Stephen Bank to Carkin Moor

Drawing Title
Engineering Section Drawings (Cross Sections) Regulation 5(2)(o) & 6(2)
Sheet 7 of 7

Project Ref. No.	Stage	Scale : 1:200 @ A1
---	PCF3	Dimensions : M

Drawing Number	Project	Originator	Volume
HE565627 - AMY - HAC -			
S09	-DR-CH-	701107	
Location	Type	Role	Number

Suitability	Suitability Description	Revision
A	Approved for Stage Complete	C02



TYPICAL SECTION - CH 74750 (CONT) WORK NOS 09-1E, 09-1F
Scale 1:200

